

# Guyana

## Statistical Country Profile



Edition 07/2020

Publication date: 16 Juli 2020

Contact us:

[www.destatis.de/contact](http://www.destatis.de/contact)

Phone: +49 (0) 611 / 75 24 05

© Federal Statistical Office of Germany (Destatis), 2020

Reproduction and distribution, also of parts, are permitted, provided that the source is mentioned.

## Contents

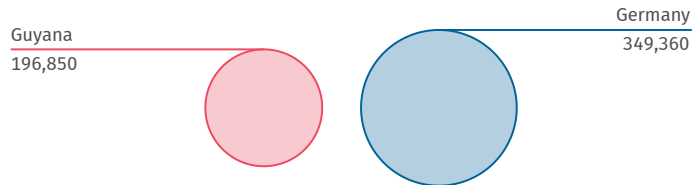
General information . . . . .	3
Economy and finance . . . . .	3
Population . . . . .	5
Health . . . . .	6
Education . . . . .	6
Labour force . . . . .	6
Living conditions . . . . .	8
Production . . . . .	8
Agriculture and forestry . . . . .	8
Foreign trade . . . . .	9
Transport . . . . .	11
Environment and energy . . . . .	11
Science, research, technology . . . . .	12
Sources . . . . .	12



## General information

Capital city <b>Georgetown</b>	Official language <b>english</b>	Currency <b>Guyanese Dollar</b>
-----------------------------------	-------------------------------------	------------------------------------

Land area in relation to Germany  
km<sup>2</sup>



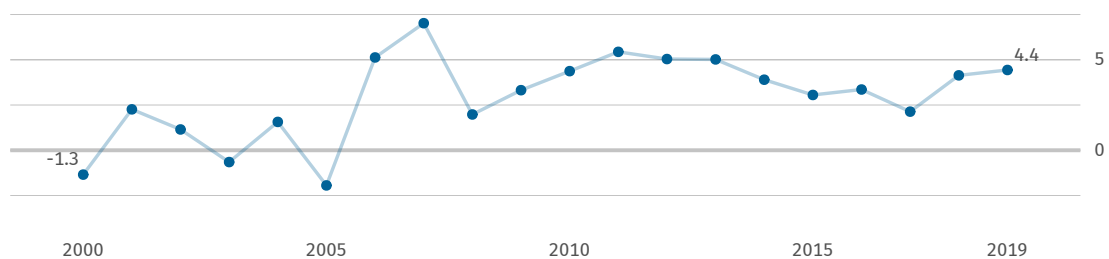
Source: WB-WDI



## Economy and finance

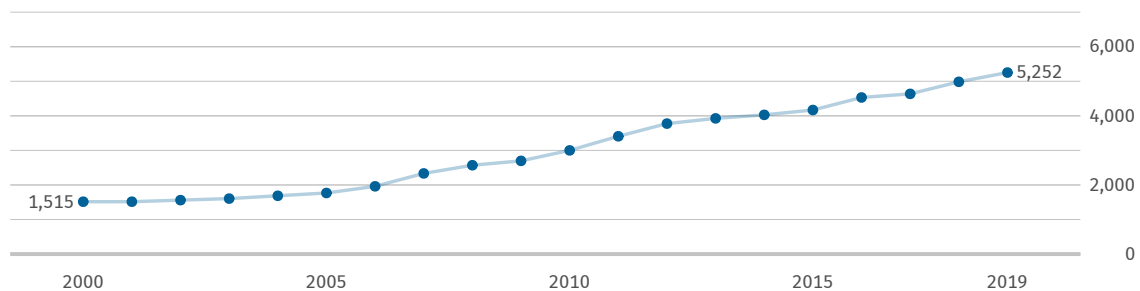
Gross domestic product (GDP), total bn US\$ <b>4.121</b> (2019) Source: IMF-WEO	GDP, real change % since 2000 <b>+81</b> (2019) Source: IMF-WEO*	GDP per capita US\$ <b>5,252</b> (2019) Source: IMF-WEO	GDP per capita internat. US\$ <b>9,094</b> (2019) Source: IMF-WEO
---	--	---	---

Gross domestic product, real change  
% on previous year



Source: IMF-WEO

Gross domestic product per capita  
US\$



Source: IMF-WEO

Inflation rate  
(change of consumer  
price index)  
% on previous year

**+2.1**  
(2019)

Source: IMF-IFS

General government  
gross debt

% of GDP  
**55.5**  
(2019)

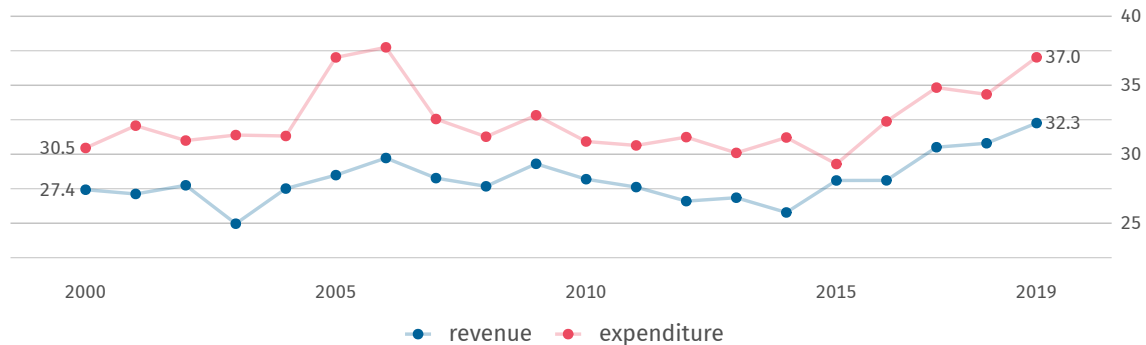
Source: IMF-WEO

General government  
net lending / borrowing

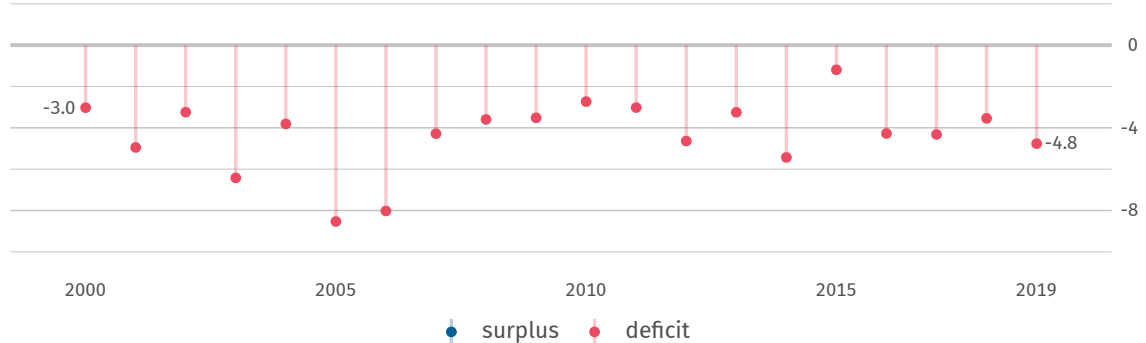
% of GDP  
**-4.8**  
(2019)

Source: IMF-WEO

### General government revenue and expenditure % of GDP



### General government net lending / borrowing % of GDP



Foreign direct  
investment (FDI):  
inward stocks

bn US\$  
**3.680**  
(2018)

Source: UNCTAD

Foreign direct  
investment (FDI):  
outward stocks

bn US\$  
**0.028**  
(2018)

Source: UNCTAD

Foreign direct  
investment (FDI):  
net flow, inward

bn US\$  
**0.495**  
(2018)

Source: UNCTAD

Foreign direct  
investment (FDI):  
net flow, outward

bn US\$  
**0.000**  
(2018)

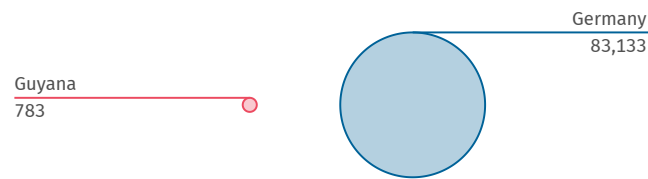
Source: UNCTAD



## Population

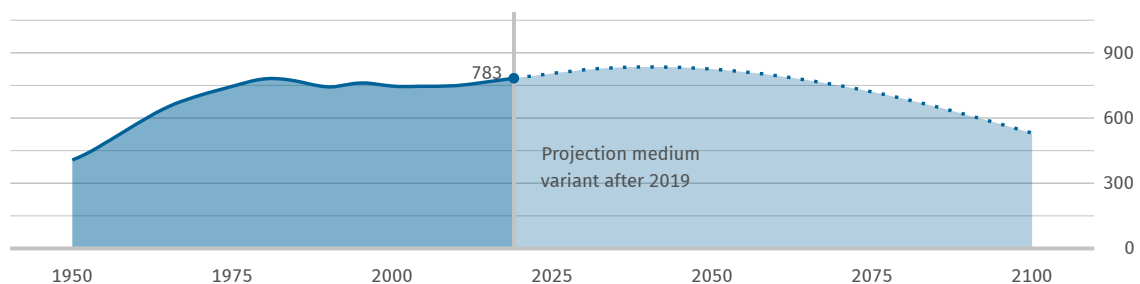
<b>Population total</b> 1,000 <b>783</b> (2019) Source: WB-WDI	<b>Population density</b> inhabitants per km² <b>4</b> (2018) Source: WB-WDI	<b>Life expectancy at birth (women)</b> years <b>73.0</b> (2018) Source: WB-WDI	<b>Life expectancy at birth (men)</b> years <b>66.8</b> (2018) Source: WB-WDI
--	--	---	---

Population in relation to Germany 2019  
1,000



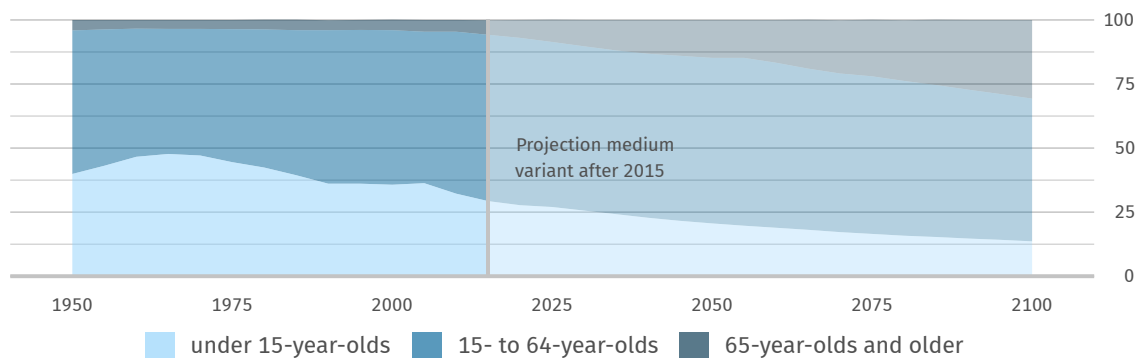
Source: WB-WDI

Population  
1,000



Source: UN-POP

Population by age group  
proportion, %



Source: UN-POP



## Health

<b>Practising physicians</b> per 1,000 inhabitants <b>0.2</b> (2010) Source: WHO	<b>Hospital beds</b> per 1,000 inhabitants <b>1.7</b> (2016) Source: WHO	<b>Prevalence of raised blood pressure</b> % <b>23.1</b> (2015) Source: WHO	<b>Prevalence of obesity (BMI &gt;= 30)</b> % <b>20.2</b> (2016) Source: WHO
--	--	---	--



## Education

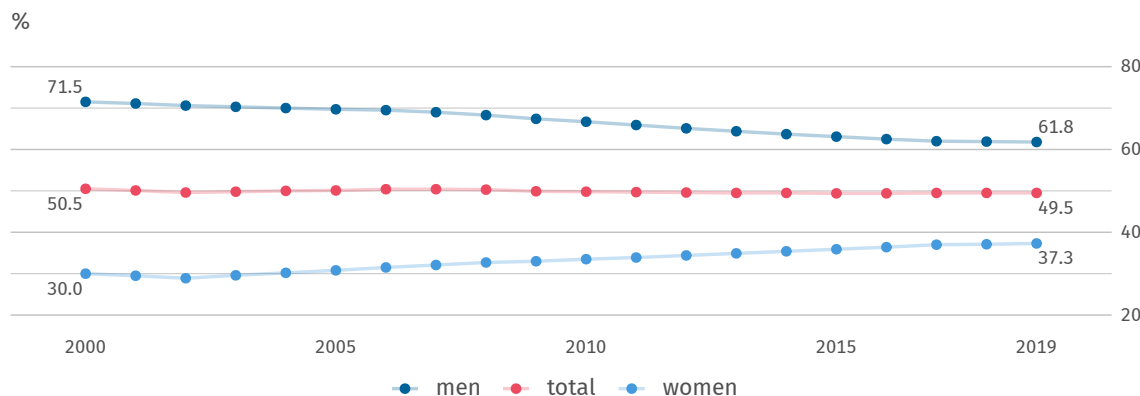
<b>Government expenditure on education</b> % of GDP <b>5.9</b> (2018) Source: UNESCO	<b>Pupil-teacher ratio (primary education)</b> number <b>23.2</b> (2012) Source: UNESCO	<b>Pupil-teacher ratio (secondary education)</b> number <b>20.3</b> (2012) Source: UNESCO	<b>Students (tertiary education)</b> per 100,000 inhabitants <b>1,172</b> (2012) Source: UNESCO*
--	---	---	--



## Labour force

<b>Employment rate (persons aged 15+)</b> % <b>49.5</b> (2019) Source: ILOSTAT	<b>Labour force (persons aged 15+)</b> 1,000 <b>317</b> (2019) Source: ILOSTAT	<b>Labour force participation rate (persons aged 15+)</b> % <b>56.2</b> (2019) Source: ILOSTAT	<b>Self-employment (persons aged 15+)</b> % <b>32.5</b> (2019) Source: ILOSTAT
--	--	--	--

Employment rate (persons aged 15+)



Source: ILOSTAT

## Employment and gross value added by sector 2019

%

### Employment



### Gross value added



agriculture, forestry, fisheries industry services not specified

Source employment: ILOSTAT  
Source gross value added: WB-WDI

Unemployment rate  
(persons aged 15+)

%

**11.9**

(2019)

Source: ILOSTAT

Unemployment rate  
(persons aged 15 to 24)

%

**21.3**

(2019)

Source: ILOSTAT

Long-term unemployment rate  
(persons aged 15+)

% of unemployed persons

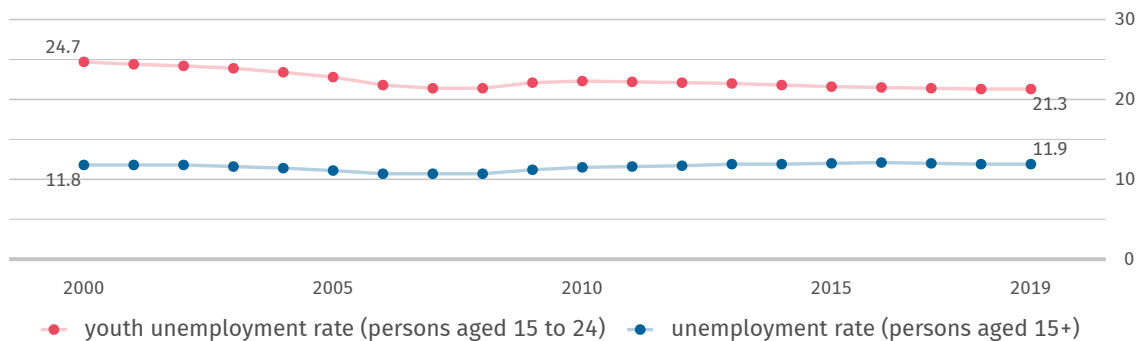
**40.1**

(2017)

Source: ILOSTAT

## Unemployment rate and youth unemployment rate

%



— youth unemployment rate (persons aged 15 to 24) — unemployment rate (persons aged 15+)

Source: ILOSTAT



## Living conditions

Human Development  
Index (HDI)

value (0 low to 1 high)

**0.638**

(2015)

Source: UNDP

Human Development  
Index (HDI)

rank (of 188 countries)

**127**

(2015)

Source: UNDP

Income distribution:  
Gini coefficient

value (0 to 100; 0=equal distribution)

**No data**

Source: WB-WDI



## Production

Index of industrial production

2010=100

No data

Source: IMF-IFS



## Agriculture and forestry

Change of agricultural  
production

% since 2000

**+35**

(2016)

Source: FAO\*

Agricultural  
land

% of land area

**8.6**

(2017)

Source: FAO\*

Forest  
area

% of land area

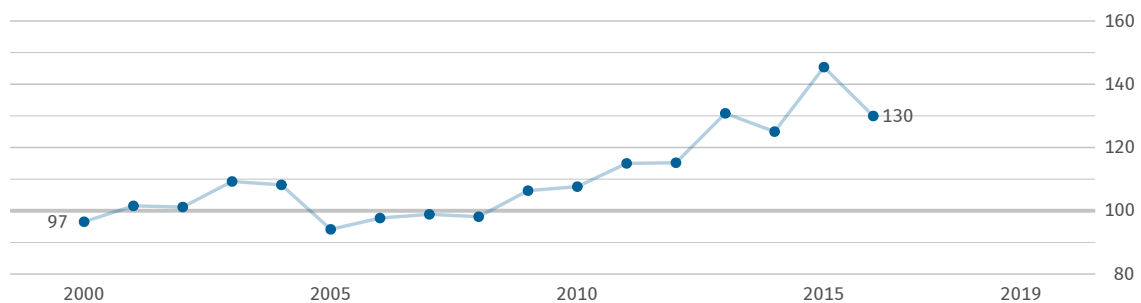
**84.0**

(2017)

Source: FAO\*

Index of agricultural production

2004 to 2006 = 100



Source: FAO





## Foreign trade

### Export of goods

bn US\$

**1.487**

(2018)

Source: UN Comtrade

### Import of goods

bn US\$

**3.998**

(2018)

Source: UN Comtrade

### Trade balance, goods

bn US\$

**-2.511**

(2018)

Source: UN Comtrade\*

### Export and import of goods

bn US\$



Source: UN Comtrade

### Foreign trade balance

bn US\$



Source: UN Comtrade

### Goods exported to Germany

mn US\$

**30.4**

(2018)

Source: UN Comtrade

### Goods exported to Germany

% of all goods exported

**2.0**

(2018)

Source: UN Comtrade\*

### Goods imported from Germany

mn US\$

**17.3**

(2018)

Source: UN Comtrade

### Goods imported from Germany


% of all goods imported

**0.4**

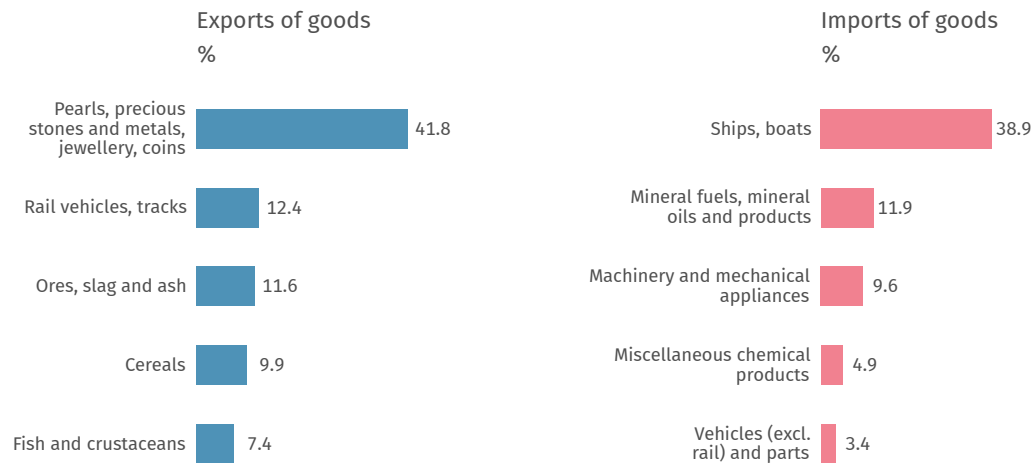
(2018)

Source: UN Comtrade\*

## Main trading partners 2018



## Main commodities traded 2018



Source: UN Comtrade\*

Classification of commodities: Harmonized Commodity Description and Coding Systems (HS2).



## Transport

Passenger cars  
per 1,000 inhabitants

**No data**

Source: OICA\*

Total rail network  
km per 1 mn inhabitants

**No data**

Source: WB-WDI\*

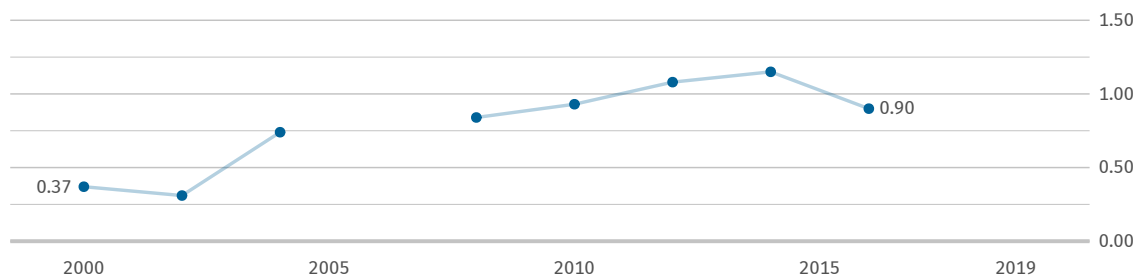
Air transport  
per 1,000 inhabitants

**34**

(2018)

Source: WB-WDI\*

Gasoline price at the pump  
US\$ per litre



Data collection conducted every two years.  
2006: Missing data. Source: WB-WDI



## Environment and energy

Carbon dioxide  
emissions

tonnes per capita

**2.5**

(2018)

Source: EDGAR

Total primary  
energy supply

kg oil equivalent per capita

**670**

(2007)

Source: WB-WDI

Gross electricity  
consumption

kWh per capita

**No data**

Source: WB-WDI

Renewable  
energy

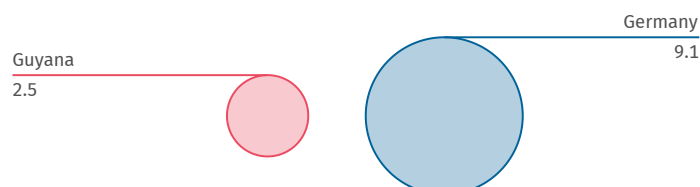
% of total final energy  
consumption

**25.3**

(2015)

Source: WB-WDI

Carbon dioxide emissions in relation to Germany 2018  
tonnes per capita



Source: EDGAR



## Science, research, technology

Gross domestic  
expenditure on R&D  
% of GDP

**No data**

Source: UNESCO

Researchers

per 1 mn inhabitants

**No data**

Source: UNESCO

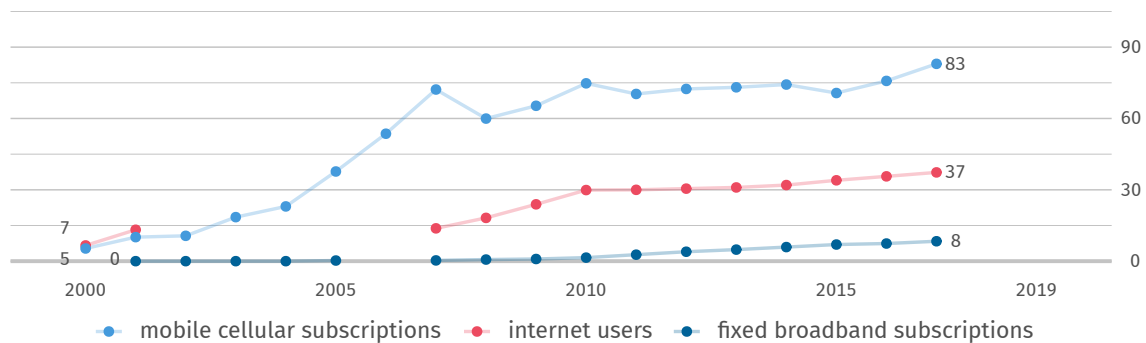
Resident patent  
applications  
per 1 mn inhabitants

**3**

(2018)

Source: WIPO

Dissemination of modern communication technology  
per 100 inhabitants



2002, 2003, 2004, 2005, 2006: Missing data. Source: ITU



## Sources

EDGAR	Emissions Database for Global Atmospheric Research, European Commission
FAO	United Nations, Food and Agricultural Organization
ILOSTAT	International Labour Organization, ILOSTAT - Database
IMF-IFS	International Monetary Fund, International Financial Statistics
IMF-WEO	International Monetary Fund, World Economic Outlook
ITU	United Nations, International Telecommunication Union
OICA	International Organization of Motor Vehicle Manufacturers
UN Comtrade	United Nations, Comtrade Database
UNCTAD	United Nations, Conference on Trade and Development
UNDP	United Nations Development Programme
UNESCO	United Nations, Educational, Scientific and Cultural Organization
UNPOP	United Nations, Population Division
WB-WDI	World Bank, World Development Indicators
WHO	World Health Organization, Global Health Observatory
WIPO	World Intellectual Property Organization

\* Own calculations based on the original data source.

More international data and statistical country profiles on all other UN Member States:  
[www.destatis.de/international\\_en](http://www.destatis.de/international_en)